




Shrink Wrapping Systems

Economy - SWK-18-S4

A complete standard shrink wrapping system to professionally package any product. All systems consist of a 500 ft, 75 gauge, centerfold film to wrap the product. The steel constructed I-bar sealer has a film roller caddy, film separator, a heat gun holder (which points the heat gun up so that the hot heat gun can cool in the optimum position to expel the heat). The sealer includes a round wire element to cut & seal the CF PVC shrink film. A standard heat gun HG-1 and a power strip complete the standard shrink wrap kit. Shrink-wrapping is useful to package parts, repack returns, and pack CDs, cassettes, videos, DVDs, books, and various other items. Quickly create a sealed, custom-sized shrink wrapping that improves the appearance and at the same time, keeps the product clean, moisture-free, & tamper-proof.

Easy to operate:

- 1). Turn on the power source.
- 2). Set the timer to the lowest setting that will cut through the shrink film.
- 3). Make sure that one layer of film is under the film separator & one layer of film is over the film separator. Pull enough of the CF shrink film to the sealing surface and cut and seal the start of your new roll of shrink film. Now pull enough of your film past the sealing bar to accommodate the item that is to be packaged. Insert the item between the 2 layers of centerfold shrink film and press down the sealing bar. As soon as you are able to pull your item away from the seal bar, the cut and seal is complete. Now turn your product a quarter turn so that your other unsealed edge can be sealed. Now bring down the sealing bar and again as soon as you are able to pull away your item from the sealing bar, the seal is complete.
- 4). Apply hot air to the shrink-packaged item using a heat gun to shrink the film uniformly.



Shrink Wrapping System

